








A Label the pictures with the words below.

ant bee butterfly camel koala lizard monkey owl parrot penguin snake turtle



B Put the animals from A into the correct column in the chart. Which other animals can you add to the groups?

Reptiles	Mammals	Birds	Insects

C Work in pairs. Take turns to think of an animal. Your partner has 20 questions to guess the animal. The questions must be yes / no questions. Use the ideas below to help you.

- Is it... a reptile? a mammal? a bird? an insect?
- Does it live in... the sea? the forest? the desert? the jungle?
- Does it live in... Europe? South America? Asia?
- Does it eat... meat? plants? insects?
- Is it... black? grey? brown? white?
- Does it... fly? move quickly? move slowly?
- Is it... dangerous? intelligent? fierce?
- Is it... bigger / heavier / taller / faster... than a...?

Is it a mammal?

Yes, it is.

Does it live in the jungle?

No, it doesn't.